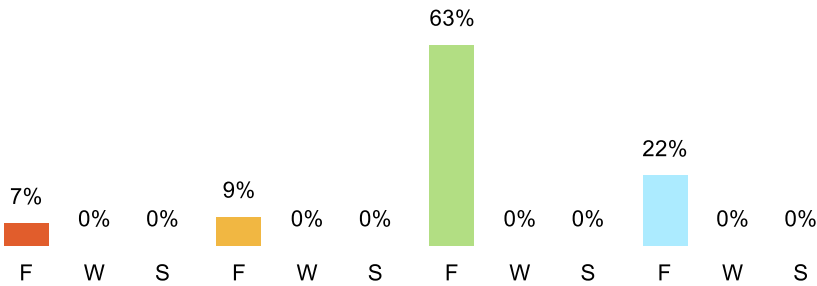


UPDATED VIEW

2023-2024 : Fall Norms

Scores Of Students In Group By Normative Categories: ?



School Name	Median Student		
	Fall Median %ile	Winter Median %ile	Spring Median %ile
Bluffview Montessori School	<div><div></div><div></div><div>55</div><div></div></div> <div>786322(%)</div>	(%)	(%)
Average	55.00	-	-
Median	55.00	-	-
Standard Deviation	0.00	-	-
Min	55.00	-	-
Max	55.00	-	-

0-19.99 %ile 20-29.99 %ile 30-84.99 %ile 85 %ile and Above

There is a standard error rate for all scores which varies by measure. See the [knowledge base](#) for more information.

To enhance FAST system speed and performance, all percentile calculations are updated nightly from the day's assessment activities. Percentile calculations in this report reflects the prior day's scores.

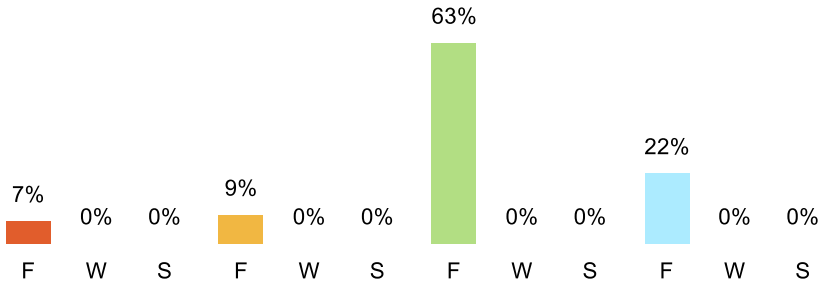
Group Screening Report: aMath

UPDATED VIEW

2023-2024 : Fall

Norms

Scores Of Students In Group By Normative Categories: ?



Grade	Median Student			Fall Percentile Rank	
	Fall Score	Winter Score	Spring Score	District Score	National Score
TWO	<div><div></div><div></div><div>198</div><div></div></div> <div>8166016(%)</div>	(%)	(%)	50	46
THREE	<div><div></div><div></div><div>206</div><div></div></div> <div>1207216(%)</div>	(%)	(%)	50	53
FOUR	<div><div></div><div></div><div>209</div><div></div></div> <div>8156215(%)</div>	(%)	(%)	50	43
FIVE	<div><div></div><div></div><div>220</div><div></div></div> <div>846325(%)</div>	(%)	(%)	49	69
SIX	<div><div></div><div></div><div>220</div><div></div></div> <div>407125(%)</div>	(%)	(%)	49	55
SEVEN	<div><div></div><div></div><div>229</div><div></div></div> <div>056233(%)</div>	(%)	(%)	50	66
EIGHT	<div><div></div><div></div><div>229</div><div></div></div> <div>5214826(%)</div>	(%)	(%)	50	58
Average	216.15	-	-	49.71	55.71
Median	220.36	-	-	50.00	55.00
Standard Deviation	11.89	-	-	0.49	9.59
Min	198.13	-	-	49.00	43.00
Max	229.31	-	-	50.00	69.00

 0-19.99 %ile  20-29.99 %ile  30-84.99 %ile  85 %ile and Above

There is a standard error rate for all scores which varies by measure. See the [knowledge base](#) for more information.

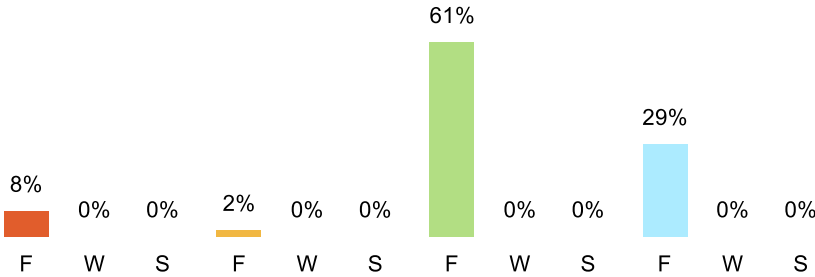
To enhance FAST system speed and performance, all percentile calculations are updated nightly from the day's assessment activities. Percentile calculations in this report reflects the prior day's scores.

Group Screening Report: Early Math

UPDATED VIEW

2023-2024 : Fall Norms

Scores Of Students In Group By Normative Categories: ?



School Name	Median Student		
	Fall Median %ile	Winter Median %ile	Spring Median %ile
Bluffview Montessori School	<div><div></div><div></div><div>65</div><div></div></div> <div>826129(%)</div>	(%)	(%)
Average	65.00	-	-
Median	65.00	-	-
Standard Deviation	0.00	-	-
Min	65.00	-	-
Max	65.00	-	-

0-19.99 %ile 20-29.99 %ile 30-84.99 %ile 85 %ile and Above

There is a standard error rate for all scores which varies by measure. See the [knowledge base](#) for more information.

To enhance FAST system speed and performance, all percentile calculations are updated nightly from the day's assessment activities. Percentile calculations in this report reflects the prior day's scores.

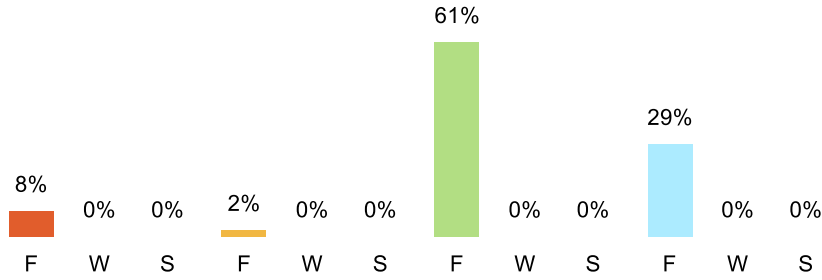
Group Screening Report: Early Math

🔄 UPDATED VIEW

2023-2024 : Fall

Norms

Scores Of Students In Group By Normative Categories: ?



Grade	Median Student			Fall Percentile Rank	
	Fall Score	Winter Score	Spring Score	District Score	National Score
KG	<div><div></div><div>44</div><div></div></div> <div>006436(%)</div>	(%)	(%)	50	78
ONE	<div><div></div><div>42</div><div></div></div> <div>1745821(%)</div>	(%)	(%)	49	53
Average	42.75	-	-	49.50	65.50
Median	42.75	-	-	49.50	65.50
Standard Deviation	1.77	-	-	0.71	17.68
Min	41.50	-	-	49.00	53.00
Max	44.00	-	-	50.00	78.00

0-19.99 %ile 20-29.99 %ile 30-84.99 %ile 85 %ile and Above

There is a standard error rate for all scores which varies by measure. See the [knowledge base](#) for more information.

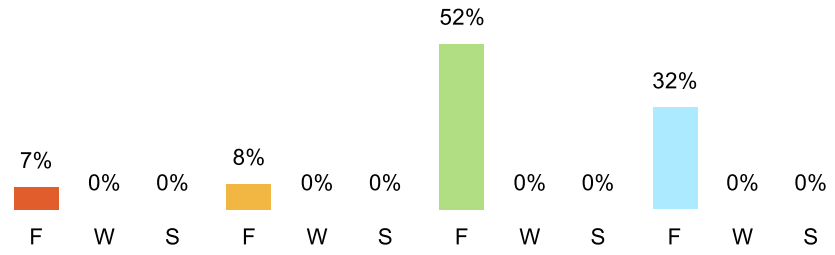
To enhance FAST system speed and performance, all percentile calculations are updated nightly from the day's assessment activities. Percentile calculations in this report reflects the prior day's scores.

Group Screening Report: aReading

UPDATED VIEW

2023-2024 : Fall Norms

Scores Of Students In Group By Normative Categories: ?



School Name	Median Student		
	Fall Median %ile	Winter Median %ile	Spring Median %ile
Bluffview Montessori School	<div><div></div><div></div><div>65</div><div></div></div> <div>785332(%)</div>	(%)	(%)
Average	65.00	-	-
Median	65.00	-	-
Standard Deviation	0.00	-	-
Min	65.00	-	-
Max	65.00	-	-

0-19.99 %ile 20-29.99 %ile 30-84.99 %ile 85 %ile and Above

There is a standard error rate for all scores which varies by measure. See the [knowledge base](#) for more information.

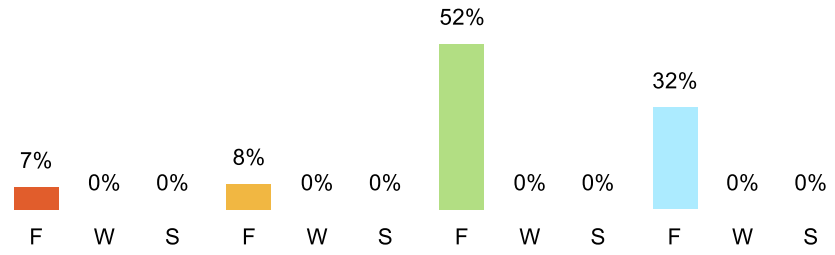
To enhance FAST system speed and performance, all percentile calculations are updated nightly from the day's assessment activities. Percentile calculations in this report reflects the prior day's scores.

Group Screening Report: aReading

🔄 UPDATED VIEW

2023-2024 : Fall Norms

Scores Of Students In Group By Normative Categories: ?



Grade	Median Student			Fall Percentile Rank	
	Fall Score	Winter Score	Spring Score	District Score	National Score
TWO	<div><div></div><div></div><div></div><div></div></div> <div>2484424(%)</div>	(%)	(%)	50	47
THREE	<div><div></div><div></div><div></div><div></div></div> <div>12166012(%)</div>	(%)	(%)	50	54
FOUR	<div><div></div><div></div><div></div><div></div></div> <div>0127315(%)</div>	(%)	(%)	50	60
FIVE	<div><div></div><div></div><div></div><div></div></div> <div>942958(%)</div>	(%)	(%)	49	93
SIX	<div><div></div><div></div><div></div><div></div></div> <div>485038(%)</div>	(%)	(%)	49	65
SEVEN	<div><div></div><div></div><div></div><div></div></div> <div>054847(%)</div>	(%)	(%)	50	84
EIGHT	<div><div></div><div></div><div></div><div></div></div> <div>006337(%)</div>	(%)	(%)	50	68
Average	523.32	-	-	49.71	67.29
Median	532.18	-	-	50.00	65.00
Standard Deviation	29.61	-	-	0.49	16.27
Min	473.74	-	-	49.00	47.00
Max	552.55	-	-	50.00	93.00

 0-19.99 %ile  20-29.99 %ile  30-84.99 %ile  85 %ile and Above

There is a standard error rate for all scores which varies by measure. See the [knowledge base](#) for more information.

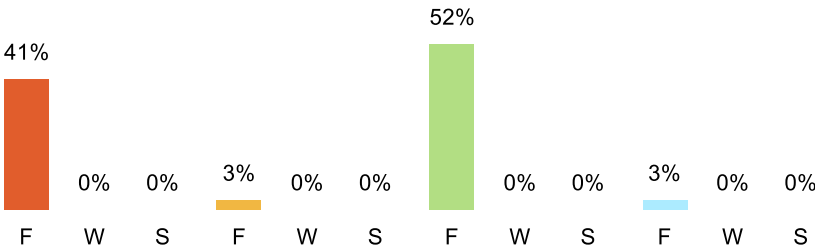
To enhance FAST system speed and performance, all percentile calculations are updated nightly from the day's assessment activities. Percentile calculations in this report reflects the prior day's scores.

Group Screening Report: Early Reading English

UPDATED VIEW

2023-2024 : Fall Norms

Scores Of Students In Group By Normative Categories: ?



School Name	Median Student		
	Fall Median %ile	Winter Median %ile	Spring Median %ile
Bluffview Montessori School	<div><div></div><div></div><div></div><div></div></div> <div>414523(%)</div>	(%)	(%)
Average	43.00	-	-
Median	43.00	-	-
Standard Deviation	0.00	-	-
Min	43.00	-	-
Max	43.00	-	-

0-19.99 %ile 20-29.99 %ile 30-84.99 %ile 85 %ile and Above

There is a standard error rate for all scores which varies by measure. See the [knowledge base](#) for more information.

To enhance FAST system speed and performance, all percentile calculations are updated nightly from the day's assessment activities. Percentile calculations in this report reflects the prior day's scores.

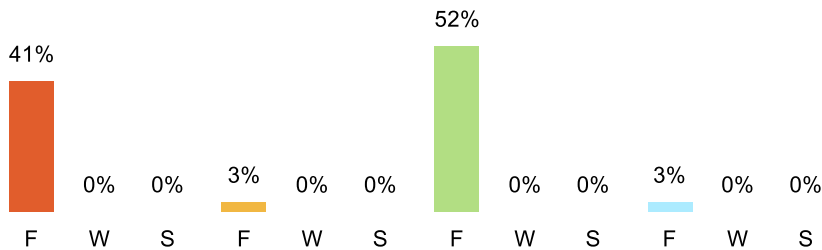
Group Screening Report: Early Reading English

UPDATED VIEW

2023-2024 : Fall

Norms

Scores Of Students In Group By Normative Categories: ?



Grade	Median Student			Fall Percentile Rank	
	Fall Score	Winter Score	Spring Score	District Score	National Score
KG	<div><div></div><div>250750(%)</div></div>	(%)	(%)	33	50
ONE	<div><div></div><div>444484(%)</div></div>	(%)	(%)	50	37
Average	33.00	-	-	41.50	43.50
Median	33.00	-	-	41.50	43.50
Standard Deviation	1.41	-	-	12.02	9.19
Min	32.00	-	-	33.00	37.00
Max	34.00	-	-	50.00	50.00

0-19.99 %ile 20-29.99 %ile 30-84.99 %ile 85 %ile and Above

There is a standard error rate for all scores which varies by measure. See the [knowledge base](#) for more information.

To enhance FAST system speed and performance, all percentile calculations are updated nightly from the day's assessment activities. Percentile calculations in this report reflects the prior day's scores.